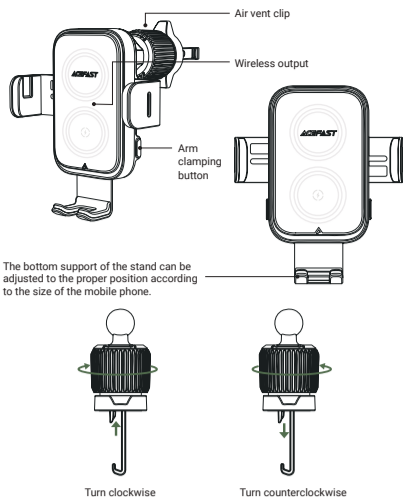


Quick Start Guide
Car wireless charging holder D17

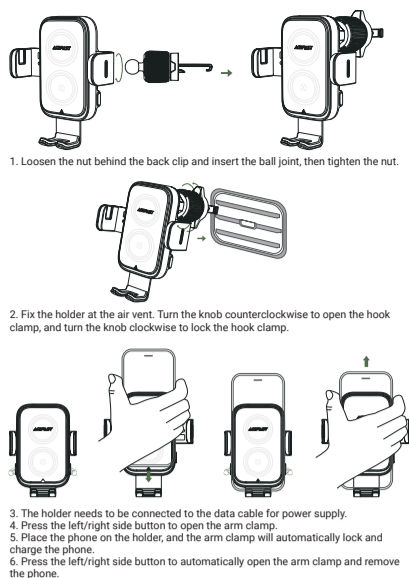
Product picture



The bottom support of the stand can be adjusted to the proper position according to the size of the mobile phone.

Thank you for purchasing the product.
Please read this user manual carefully and keep it for future reference. If you need any assistance, please contact our support team with your product model number and Amazon order number.

Operating Instructions



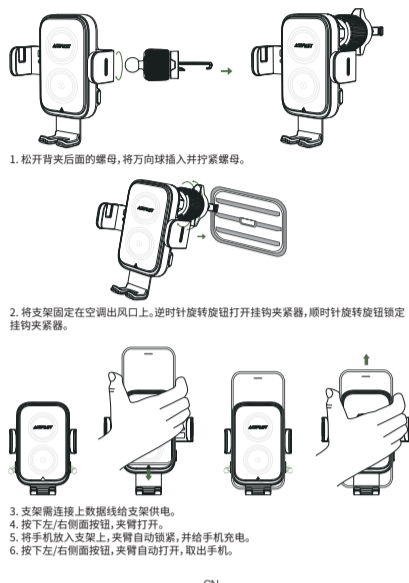
Инструкция по эксплуатации



Instrucciones de funcionamiento



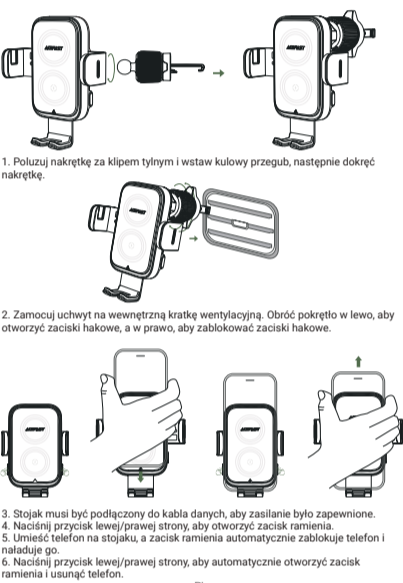
操作说明



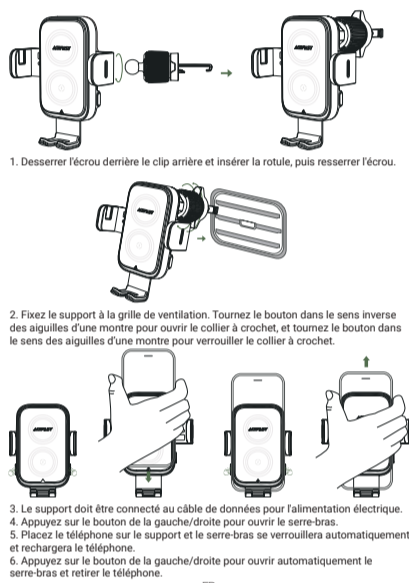
Bedienungsanleitung



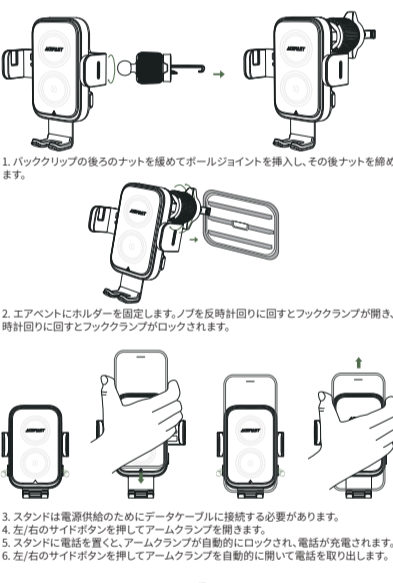
Instrukcja obsługi



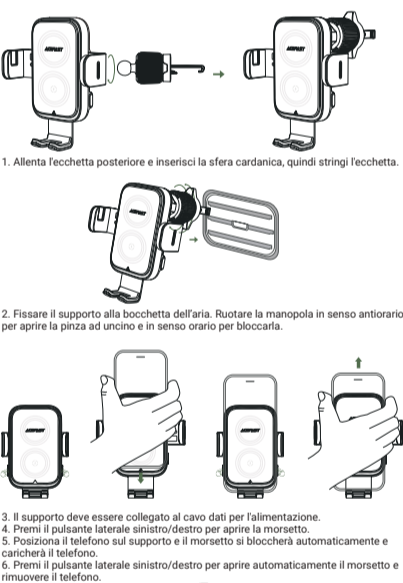
Instructions d'utilisation



操作手順



Istruzioni per l'uso



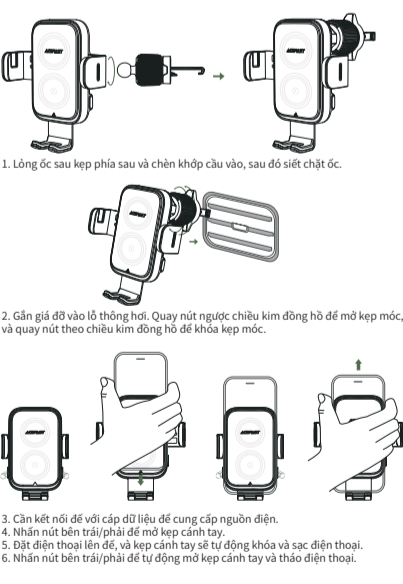
تعليمات التشغيل



Інструкції з експлуатації



Hướng dẫn sử dụng



Specifications

Model	D17
Input	5V=2A, 9V=2A, 12V=2A
Wireless output	5W / 7.5W / 10W / 15W(Max)
Total output	15W(Max)
Weight	About 190g / 6.70oz
Size	104x109.5x150 mm / 4.09x4.31x5.91 in
Charging cable	USB-A to USB-C, length 1m
Compatible:	4.5"-7.2" phones (width 60-90mm)

LED light display

Power-on indicator	Steady light
Standby indicator	Steady light
Charging indicator	Breathing light
Full charge indicator	Breathing light
Foreign object indicator	Blinking light for 5 seconds and then off
Voltage abnormality indicator	Light off
Indicator light toggle	Long press the side button for 3 seconds to turn off/turn on the indicator light

Precautions:

Do not disassemble or modify this product by yourself.
Do not place this product in a humid environment.
Please do not charge near a heat source.
Do not allow water or other liquids to flow into the product, otherwise it will cause damage to the product.
Do not install this product in the area where the airbag is located.
Do not drop.
Do not scratch the surface of this product with sharp objects to avoid surface damage.

Warranty & Customer Support

For questions, support, or warranty claims, contact us at the mail below that corresponds with your region. Please include your order number and product mode number.

- Amazon US orders: support1@acefast.com
- Amazon EU orders: support2@acefast.com
- Amazon UK orders: support3@acefast.com
- Amazon CA orders: support4@acefast.com
- Amazon JP orders: support5@acefast.com
- Other region orders: support6@acefast.com

*Please note, ACEFAST can provide after sales service for products purchased from any official ACEFAST store. If you have purchased from local seller, you can also contact them directly for service or warranty issues.

NOTE: This equipment has been tested and found to comply with the limits for a Class B digital device, pursuant to part 15 of the FCC Rules. These limits are designed to provide reasonable protection against harmful interference in a residential installation. This equipment generates uses and can radiate radio frequency energy and, if not installed and used in accordance with the instructions, may cause harmful interference to radio communications. However, there is no guarantee that interference will not occur in a particular installation. If this equipment does cause harmful interference to radio or television reception, which can be determined by turning the equipment off and on, the user is encouraged to try to correct the interference by one or more of the following measures:

- Reorient or relocate the receiving antenna.
- Increase the separation between the equipment and receiver.
- Connect the equipment into an outlet on a circuit different from that to which the receiver is connected.
- Consult the dealer or an experienced radio/TV technician for help

Changes or modifications not expressly approved by the party responsible for compliance could void the user's authority to operate the equipment.

This device complies with Part15 of the FCC Rules. Operation is subject to the following two conditions:

- (1) this device may not cause harmful interference, and
- (2) this device must accept any interference received, including interference that may cause undesired operation.

RF Exposure Warning Statements:

This equipment complies with FCC radiation exposure limits set forth for an uncontrolled environment. This equipment shall be installed and operated with minimum distance 20cm between the radiator & body.

Shenzhen Houshuxia Technology Co., LTD
www.acefast.com | support@acefast.com
Rm203, 2nd Floor, Building C, Youth Pioneer Park,
Jianshe East Road, Tsinghua Community,
Longhua Street, Longhua District, Shenzhen, P. R. China
Shenzhen, 518000, China